

CONTENTS

OBJECTIVES.....	2
THE PONY CLUB PONY RACING COMMITTEE.....	3
PART 1 - GENERAL RULES FOR PONY RACING	4
1. DRESS.....	4
2. EQUIPMENT	8
3. ACTION AFTER A FALL.....	13
4. HEAD INJURY AND CONCUSSION.....	13
5. MEDICAL SUSPENSION	16
6. UNSEEMLY BEHAVIOUR	16
7. PERFORMANCE-ENHANCING DRUGS.....	16
8. DISQUALIFICATION	17
9. PROTESTS OR OBJECTIONS.....	18
10. SPONSORSHIP.....	18
11. INSURANCE	18
PART 2 - ADMINISTRATIVE RULES FOR PONY RACING	20
12. ENTRIES	20
13. CLASSES OF RACE	21
14. LEVY ON ENTRIES	21
15. WITHDRAWAL (for all competitions).....	22
16. ABANDONMENT (for all competitions)	22
17. HEALTH AND SAFETY	22
18. LEGAL LIABILITY.....	22
19. MEDICAL AND VETERINARY.....	22
PART 3 - RULES FOR PONY RACING.....	23
20. RIDERS.....	23
21. PONIES.....	23
22. WEIGHING OUT	24
23. PROCEDURES PRIOR TO WEIGHING IN.....	25
24. WEIGHING IN.....	25
25. THE RACE	26
26. CLERK OF THE SCALES.....	26
27. EXERCISE	27
28. STARTER AND STARTING	27
APPENDICES	29
APPENDIX A - HEAD INJURY AND CONCUSSION FLOWCHART.....	29

OBJECTIVES

To provide an opportunity for all Members interested in Racing to compete against each other and to encourage a high standard of riding.

Every eventuality cannot be provided for in these Rules.

In any unforeseen or exceptional circumstances, or any other issue in connection with Pony Club Pony Racing, it is the duty of the relevant officials to make a decision in a sporting spirit and to approach as nearly as possible the intention of these Rules. It is the competitors' responsibility to ensure that they are complying with the Rules of the competition.

When a rule states District Commissioner, Centre Proprietor also applies, and where Branch is stated, Centre applies.

"As a Member of The Pony Club, I stand for the best in sportsmanship as well as in horsemanship.

I shall compete for the enjoyment of the game well played and take winning or losing in my stride, remembering that without good manners and good temper, sport loses its cause for being. I shall at all times treat my horse with due consideration."

© 2023 The Pony Club

All rights reserved. No part of this publication may be reproduced, stored in a retrieval system, or transmitted, in any form or by means, electronic, mechanical, photocopying, recording or otherwise without the prior permission of The Pony Club.

THE PONY CLUB PONY RACING COMMITTEE

All Rules are made by The Pony Club Volunteer Committees including consultation with others.

The Pony Club Office provides administrative support and any queries or questions relating to these rules must be directed to the Chairman of the relevant sport.

Chairman

- ▶ racingchairman@pcuk.org

Members

- ▶ Deborah Custance-Baker – Area Representative
- ▶ Nicky Morrison – Area Representative
- ▶ Jane Clark
- ▶ Maureen Costello
- ▶ Ruth Hurley
- ▶ Louise Shephard
- ▶ Sara Tremlett

The Pony Club

Lowlands Equestrian Centre, Old Warwick Road, Warwick, CV35 7AX

Tel: 02476 698300

pcuk.org

Sports Development Officer: ponyracing@pcuk.org

Health and Safety: safety@pcuk.org

NOTE: Rules which differ from those of 2022, or need special emphasis, appear in bold type (as this note). New Rules are also side-lined.

Rulebook Version: 23.1.0

PART 1 - GENERAL RULES FOR PONY RACING

1. DRESS





New equipment is not expected, but what is worn must be clean, neat, tidy and safe. The Competitor is ultimately responsible for complying with all Rules relating to Dress for the particular Discipline they are participating in.

a) Hats and Hair

Hair: Must be tied back securely, in a safe manner to reduce the risk of hair being caught and to prevent scalp injuries.

It is mandatory for all Members to wear a protective helmet at all times when mounted with the chinstrap fastened and adjusted so as to prevent movement of the hat in the event of a fall. This rule defines the quality of manufacture that is required. Individual Sports may also have additional requirements with regard to colour and type of hat. It is strongly recommended that second-hand hats are not purchased.

The hat standards accepted are detailed in the table below:

Hat Standard	Safety Mark	Allowed at the following activities:
PAS 015 2011 with BSI Kitemark		All activities
VG1 with BSI Kitemark		All activities
Snell E2016 onwards with the official Snell label and number		All activities
ASTM-F1163 2004a onwards with the SEI mark		All activities
AS/NZS 3838, 2006 onwards		All activities

- ▶ For cross country riding (80cm and over) including Eventing, Tetrathlon, Horse Trials, Pony Racing (whether it be tests, rallies, competition or training) and Mounted Games competitions, a jockey skull cap must be worn with no fixed peak, peak type extensions or noticeable protuberances above the eyes or to the front, and should have an even

round or elliptical shape with a smooth or slightly abrasive surface. Noticeable protuberances above the eyes or to the front not greater than 5mm, smooth and rounded in nature are permitted. A removable hat cover with a light flexible peak may be used if required.

- ▶ It is strongly recommended that a jockey skull cap is worn for cross country riding over lower fences (less than 80cm).
- ▶ No recording device is permitted (e.g. hat cameras) as they may have a negative effect on the performance of the hat in the event of a fall.
- ▶ The fit of the hat and the adjustment of the harness are as crucial as the quality. Members are advised to try several makes to find the best fit. The hat should not move on the head when the head is tipped forward. Most helmet manufacturers recommend you visit a qualified BETA fitter.
- ▶ Hats must be replaced after a severe impact as subsequent protection will be significantly reduced. Hats deteriorate with age and should be replaced after three to five years depending upon the amount of use.
- ▶ Hats must be worn at all times (including at prize-giving) when mounted with the chinstrap fastened and adjusted so as to prevent movement of the hat in the event of a fall.
- ▶ The Official Steward/Organiser may, at his discretion, eliminate a competitor riding in the area of the competition without a hat or with the chinstrap unfastened or with a hat that does not comply with these standards.

Hat Checks and Tagging

The Pony Club and its Branches and Centres will appoint Officials, who are familiar with The Pony Club hat rule, to carry out hat checks and tag each hat to confirm that it complies with the requirements set out in the current hat rule. Hats fitted with the current applicable colour Pony Club, British Eventing (BE) or British Riding Club (BRC) hat tag will not need to be checked on subsequent occasions. However, The Pony Club reserves the right to randomly spot check any hat regardless of whether it is already tagged. The current applicable colour for hat tags can be found on the Pony Club website

Pony Club hat tags in the current applicable colour are only available to purchase from The Pony Club Shop.

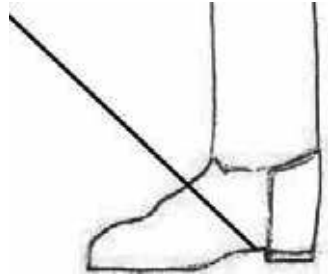
Tagging indicates that a hat meets the accepted standards. No check of the fit and condition of the hat is implied. It is considered to be the responsibility of the Member's parent(s)/guardian(s) to ensure that their hat complies with the required standards and is tagged before they go to any Pony Club event. They are also responsible for ensuring that the manufacturer's guidelines with regard to fit and replacement are followed.

b) Footwear

- i. Only racing boots (with a well-defined cut heel) may be worn with racing irons.

All racing boots MUST have a smooth, thin sole and well-defined **(square cut)** heel.

Only standard riding or jodhpur boots with a well-defined square cut heel may be worn. Plain black or brown half chaps may be worn with jodhpur boots of the same colour. Tassels and fringes are not allowed. No other footwear will be permitted, including wellington boots, yard boots, country boots, "muckers" or trainers. Boots with interlocking treads are not permitted, nor are the boots or treads individually.



Stirrups should be of the correct size to suit the rider's boots (see the Stirrup rule). Laces on boots must be taped for Mounted Games only.

- ii. Half chaps (black or brown) are permitted. Tassels are not allowed.

c) Dress

Riders must wear beige, white or cream jodhpurs, breeches or racing breeches (see Rule 10 - Sponsorship).

Silk/racing/cross-country colours are to be provided by the competitors, with long sleeves.

d) Body Protector Rule

The Pony Club follows the British Equestrian Standards for Body Protectors.

The use of body protectors is compulsory for all Cross Country riding and Pony Racing in both training or competing. If a Body protector is worn for any Pony Club activity it must meet BETA 2009 Level 3 standard (purple label) or BETA 2018 Level 3 standard (blue and black label) – see right.

For general use, the responsibility for



choosing body protectors and the decision as to their use must rest with Members and their parents. It is recommended that a rider's body protector should not be more than 2% of their body weight. When worn, body protectors must fit correctly, be comfortable and must not restrict movement. BETA recommends body protectors are replaced at least every three to five years, after which the impact absorption properties of the foam may have started to decline.

BETA 2009 Level 3 (purple label) body protectors will continue to be accepted at Pony Club competitions until 31st December 2023, from 1st January 2024 only body protectors that meet BETA 2018 Level 3 standard (blue and black label) are to be used.

Riders who choose to use the Woof Wear Body Cage EXO must lodge a key with the Event Organiser when they collect their number.

Air Jackets

The Pony Club follows the British Equestrian Standards for Air Jackets.

If a rider chooses to wear an air jacket, it must only be used in addition to a normal body protector which meets the Body Protector Rule and Standards. In the event of a fall, the air jacket must be fully deflated or removed before continuing, after which, the conventional body protector will continue to give protection. Air jackets must not be worn under a jacket and number bibs should be fitted loosely or with elasticated fastenings over the air jacket. Sports have specific rules relating to falls in competition.

d) Medical Armbands / Cards

Medical armbands are advised if members are not accompanied by a responsible adult, including hacking on roads and are compulsory for Pony Racing and for Endurance rides.

Riders must wear their Medical Armbands at all times when mounted with the correct card enclosed.

These MUST be worn on the rider's arm or the shoulder protector/ pad of their body protector.

e) Electronic Devices (i.e. headphones, mobile phones etc. enabling another person to communicate with the rider) are not allowed whilst the rider is competing.

No recording device is permitted (e.g. head / bridle cameras etc.).

f) Jewellery – the wearing of any sort of jewellery when handling or riding a horse/pony is not recommended and if done at any Pony Club activity, is done at the risk of the member/their parent/guardian. However, to stop any risk of injury, necklaces and bracelets (other than medical bracelets) must be removed, as must larger and more pendulous piercings which create a risk of injury to the body part through which they are secured. For the avoidance of doubt a wristwatch, wedding ring, stock pin worn horizontally and/or a tie clip are permitted to be worn . It is recommended that stock pins are removed for cross country.

All Equipment will be checked by an Official Tack Steward.

2. EQUIPMENT

Saddlery

New equipment is not expected, but what is worn must be clean, neat, tidy and safe.

It is the competitors' responsibility to ensure that their tack is in accordance with the rules and that they present themselves for inspection.

Any competitor who presents to the mandatory tack check in the wrong Saddlery / Equipment will not be allowed to race until they decide to re-present in the correct Saddlery / Equipment.

Any competitor who then changes their tack after the Tack Inspection will be disqualified from the race. The Official Steward has absolute discretion to forbid the use of any bit, gadget or spur which he considers cruel or misused.

Ponies must be turned out with well fitted and properly maintained Saddlery. Badly fitting or unsafe tack may result in disqualification.

Any misuse of a bit/bridle will be reported to the DC/Centre Proprietor, Area Representative and Training Chairman. Any reported riders will be recorded and monitored.

a) Saddles – Type optional.

Racing Saddles 'made up'; (including the girth, irons, leathers and surcingle / overgirth – with a leather strap and buckle) measuring less than 16" (40.6cm) in length (from front arch to cantle) and weighing less than 31lb (1.36kg) are not permitted. If a Racing Saddle is used they must be used with a Racing Breastplate or Girth.

b) Saddle Cloths – Any solid colour is permitted. Contrasting piping is permitted. Branch logos are allowed when competing for the Branch; logos must not exceed 200 sq. cm. This does not preclude the wearing of clothing for horses or riders that has been presented by sponsors of the Championships in the current or previous years.

c) Stirrups should be of the correct size to suit the rider's boots. They must have 7mm ($\frac{1}{4}$ ") clearance on either side of the boot. To find this measurement, tack checkers should move the foot across to one side of the stirrup, with the widest part of the foot on the tread. From the side of the boot to the edge of the stirrup should not be less than 14mm.

There are now many types of stirrups marketed as 'safety stirrups'. All riders must ensure that their stirrups are suitable for the type of footwear they are wearing and the activities in which they are taking part and that the stirrup leathers are in good condition.

There are no prescribed weight limits on metal stirrups, however with the advent of stirrups of other materials, weight limits are frequently seen to be given by manufacturers. Any person buying these stirrups, should comply with take particular notice if weight limits defined are on the box or attached information leaflets. Neither the feet nor the stirrup leathers or irons, may be attached to the girth, nor the feet attached to the stirrup irons.

It is strongly recommended that the design of the stirrup chosen allows the foot to be released easily in the event of a rider fall.

Particular focus should be on ensuring that the boot and stirrup are the correct size for the rider taking part and used in line with the manufacturer's guidance.

For the avoidance of doubt, at Pony Club events:

- ▶ stirrups which connect the boot and the stirrup magnetically are not allowed
- ▶ Interlocking boot soles and stirrup treads are not allowed

Only racing boots (with a well defined cut heel) can be worn with racing irons or jodhpur boots/riding boots with stirrup irons may be worn. A combination of either will not be permitted.

Stirrups which include Metal/ Metal type treads, including but not limited to those with protruding spikes and / or perforated grip features are NOT Permitted. Examples being:



d) A Surcingle/ Overgirth (with a leather strap and buckle) and Neck strap is mandatory as is an Irish martingale where no Martingale is worn. Please see images of permitted Martingales and Breastplates.

If a breast plate is worn, ponies are to wear a neck strap also.

e) Bridles – For safety reasons leather bridles are recommended. Reins must be stitched to or fastened by a buckle or attached by a loop to the bit. They must not be attached by a billet.

The Micklem Multibridle is permitted.

Any rider deemed to have used their reins in the manner of a whip may be disqualified from the race.

f) A Neck strap is mandatory as is an Irish martingale unless a running/ bib martingale is worn, in this case they MAY be worn. Please see images of permitted Martingales and Breastplates.

g) Nosebands – only one may be worn. Nosebands must be correctly fitted and should not cause discomfort. Nosebands must not incorporate chain or rope. Sheepskin nosebands are permitted. Nose nets are permitted during competition and warm-up. Nose nets must be discreet, black, white or brown and cover the nose only, leaving the mouth and bit visible.

If a Standing Martingale is worn, then a Cavesson noseband must be used. These are not permitted with a drop, Kineton or combination noseband.

h) Bit guards made entirely of rubber and smooth on both sides are permitted.

i) Competitors using Saddlery and Gadgets which are not allowed in the competition will be eliminated. Lungeing in side reins, but not bearing, check or balancing reins, is permitted.

j) No pony shall enter the Parade Ring or run in shoes which has protrusions on the ground surface other than calkins or studs on the hind limited to 3/8" in height. The parent / legal guardian is responsible for ensuring that their pony is shod in accordance with the requirements of the Pony Racing Regulations. Ponies may race unshod.

k) Every pony running in a race shall carry a number cloth provided by the Organiser and the parent / legal guardian is responsible for ensuring it is worn so that the number is clearly visible and is the correct one for the pony. Parent / legal guardians are also responsible for ensuring that their ponies are properly saddled when they leave the parade ring.

l) It is the parent / legal guardian's responsibility to ensure the child and pony equipment meets the specifications required to compete.

m) The following are not permitted in any recognised pony race: whips, bandages, nickel bits, nickel stirrup irons, blinkers, hoods, eyeshields, eyecovers, visors, sheepskin/leather cheek pieces, ear plugs, nasal strips, tongue ties, Humane Girth (a humane girth is described as having non-independent straps that will loosen if one of the straps were to break), seat savers, hoof boots, Grass Reins/Balance Support Reins, Split Reins, Bridge Reins, Ernest Dillon Reins, Market Harboroughs and side, running, draw or check reins (a side, running, draw or check rein is one which is attached to the saddle, girth, martingale or breast plate on the horse).

The use of string, twine or cord in or round the horse's mouth is also not permitted.

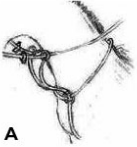
Note: Due to a variety of girths available on the market now being referred to as humane girths, it was felt a description was required to specify the style / design of girth that was not permitted for Pony Club. The description is as follows:

A humane girth is described as having non-independent straps that will loosen if one of the straps were to break. Humane girths pose an increased risk as many common designs may have complete girth failure if a single strap was to break. Humane girths are not permitted in any Sport, whether during training or competition.

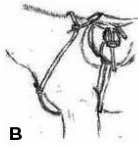
n) Bits – All synthetic bits must be black, brown or white. Bitless bridles including hackamores are not permitted.

Any unusual decoration of the horse with unnatural things, such as ribbons, flowers, glitter etc. in the mane/tail or applied to the coat is forbidden. Red bows in the tail are permitted for ponies that kick.

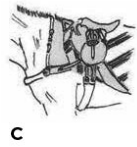
Permitted Martingales and Breastplates



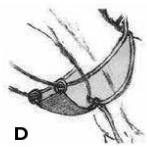
A



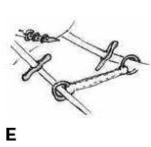
B




C



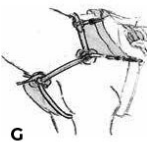
D



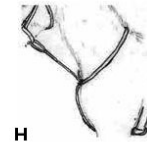
E



F



G



H

A: Running Martingale

B: Hunting Martingale

C: Racing Breastplate

D: Bib Breastplate

E: Irish Martingale

F: Neck Strap

G: 5 point Breastplate

H: Standing Martingale*



Not Permitted – Elastic Neck Collar

Where ringed Martingales/Breastplates or Irish Martingales are used, rein stops are to be worn.

Note: * Standing Martingales may be attached only to the cavesson portion of the noseband fitted above the bit.

o) Spurs are not permitted in Pony Racing.

p) Whips are not permitted in Pony Racing.

3. ACTION AFTER A FALL

As a training organisation we wish riders to be able to continue whenever possible. However, a rider must not be allowed to remount after a fall if there is any element of doubt as to their fitness, irrespective of the wishes of their parents, trainer, etc. Further participation may be possible following an examination by a medical professional.

4. HEAD INJURY AND CONCUSSION

There are strict procedures around the response to concussion.

(i) General Advice

Head injuries and concussion can be life changing and fatal. Serious head injuries are usually obvious, but concussion can be very subtle. It may not be immediately apparent but should be taken very seriously.

Members may be asked not to ride by an Official (including a first aider) who believes they may have sustained a concussion either at the time of injury or from a previous injury (which may not have been sustained whilst riding). Concussion is difficult to diagnose, and practitioners of all grades must err on the side of caution. Thus, any decision must be respected, and professional medical support is advised to avoid further harm. Ignoring an official's advice about concussion would breach the Pony Club's Code of Conduct.

(ii) Incidents that could cause head injuries or concussion

Any Member who suffers an incident that could cause head injury or concussion at a Pony Club activity (for example, a fall from their horse/pony) should be assessed by the first aid provider in attendance.

Dependent on the level of first aid cover, the exact process of diagnosing will vary depending/based on whether the Member has suffered:

- ▶ No head injury/concussion
- ▶ Suspected head injury/concussion
- ▶ Confirmed head injury/concussion

The process for diagnosing each option is talked through in more detail below.

From the assessment being carried out it may be immediately obvious that there is no cause for concern. Reasonable care should be taken to ensure Members have not sustained a serious head injury or concussion.

(iii) Unconsciousness

If a Member is unconscious following an incident they should be treated as if they are suffering with a confirmed concussion and the steps in point vii should be followed.

(iv) Who can diagnose head injury or concussion?

Diagnosis of a head injury or concussion can be carried out by any level of first aid cover officiating at a Pony Club activity. Trainer or Qualified First Aiders will only be able to diagnose a suspected head injury or concussion. If there is any doubt as to the diagnosis, the Member should see the highest level of first aid cover that is present, and they should make the diagnosis. If unable to reach a definite diagnosis or the first aider is the highest level of cover at the activity, then the Member should be referred to a hospital or a doctor off site for a professional diagnosis.

The member must not ride again until they have been seen by a doctor/hospital.

(v) Actions to be taken in the event of a suspected head injury or suspected concussion diagnosis

If a diagnosis of a suspected head injury or concussion is made by a first aider, the parents/guardians should be advised to take the member to hospital.

Any Member who has been diagnosed with a suspected or confirmed head injury/concussion should not be left alone and must be returned to the care of their parents/guardians where appropriate.

If a Member has a suspected head injury/concussion at an activity/competition, organisers should inform the DC/Proprietor to ensure that the rider follows these guidelines.

Once a diagnosis of suspected head injury or concussion is made by the first aid cover present at the activity, then that decision is final. If a Member is advised to see a doctor because of suspected head injury/concussion and the parents/guardians decide not to allow the member to be examined (either at the activity or in hospital), the Member will not be allowed to ride again on the day and should be treated as if they have sustained a confirmed head injury/concussion. Depending on the circumstances, the

decision not to allow further examination may be considered a safeguarding issue.

Where a doctor subsequently certifies that a Member does not have or did not suffer a head injury/concussion, and provides evidence that they are satisfied the Member is well enough to continue, that Member will be treated as if they did not sustain a concussion and may continue. Officials will endeavour to assess members in a timely way; however, head injuries can evolve over time, which may lead an official or professional to perform a series of assessments. A Member may miss a phase or part of an event during the assessment process and the Sport Rules for missing that phase or part will apply.

(vi) Actions to be taken in the event of a confirmed head injury or confirmed concussion

In the event of a confirmed head injury or confirmed concussion diagnosis, the doctor will advise the Member not to ride or take part in any activity that potentially involves hard contact for three weeks. The member may be advised that they could request a review of any ongoing concussion problems by a doctor (with experience in assessing concussion) after 10 days. If that doctor is happy to certify that the Member is not suffering with a concussion, the Member may ride again. Evidence regarding this decision is required, e.g. in the form of a medical letter. If no evidence is provided, the Member should not take part in any Pony Club activity that involves horses/ponies, whether mounted or unmounted, for at least three weeks after the initial injury.

(vii) Actions to be taken in the event of a diagnosis of a confirmed or suspected head injuries/concussions outside of Pony Club activities

Ultimately, it is the parents/guardians responsibility to make a decision about the welfare of their child.

If a Pony Club Official becomes aware that a member has sustained a suspected or confirmed head injury/concussion and has been advised not to take part in any potentially hard contact activities, the Member must not be allowed to take part in any Pony Club activities that involves horses/ponies, whether mounted or unmounted for three weeks, unless appropriate medical evidence of fitness to ride can be provided by parents/guardians dated at least 10 days after the initial injury.

Please see Appendix A for the Head Injury and Concussion Flowchart.

5. MEDICAL SUSPENSION

If a Member has been suspended from taking part in any activity/competition/sport for medical reasons, this suspension must apply to all Pony Club activities until such time the Member is passed fit by a medical professional to take part. It is the Member and parent/guardian's responsibility to ensure this rule is adhered to.

Medical letters are required, following a suspension for medical reasons, to allow a Member to take part in any activity again. The letter should be issued by either the hospital or specialist(s) involved in treating the injury, where appropriate.

6. UNSEEMLY BEHAVIOUR

Unseemly behaviour on the part of riders, team officials, or team supporters will be reported as soon as possible by the Official to The Pony Club Office. Offenders may be penalised by disqualification of the Branch or Branches concerned for a period up to three years. Any competitor who in the opinion of the Official Steward, or Organiser, has been extremely rude or aggressive towards any officials at a competition, or who has behaved in an aggressive or unfair manner to their horse may be disqualified.

7. PERFORMANCE-ENHANCING DRUGS

All performance-enhancing drugs are strictly forbidden and The Pony Club supports 100% clean sport.

(i) Equine – Controlled Medication

It is clearly essential for the welfare of a horse/pony that appropriate veterinary treatment is given if and when required, including appropriate medication. However, medication may mask an underlying health problem. Therefore, horses should not compete or take part in training activities when taking medication, if the combination of the medication and the activity may have a detrimental effect on the horse's welfare. Therapeutic Use Exemptions (TUE) should be confirmed in writing by a Vet.

For more information, please refer to the Welfare of Horses and Ponies at Pony Club Activities Policy, available on The Pony Club website.

(ii) Human

Performance-enhancing drugs are forbidden. The Pony Club supports the approach taken by the UK Anti-Doping Agency in providing clean sport. The Pony Club disciplinary procedures would be used in cases where doping

may be suspected including reporting to the UK Anti-Doping Agency.

(iii) Testing

All competitors should be aware that random samples may be taken for testing from both themselves and/or their horse/pony. The protocol used will be that of the relevant adult discipline.

Competitors and their horses/ponies at national or international level may be subject to blood tests in line with the Sports Council Policy on illegal and prescribed substances. All young people competing at these levels should be made aware of this

Reporting

- i. Anyone who has reasonable grounds for suspecting that a Member is using or selling an illegal substance must report their concerns to the District Commissioner/Centre Proprietor as soon as practicable. If there is an immediate risk to the health, safety or welfare of one or more Members then the Police must be informed as soon as possible. The person reporting their concerns must ensure that any material evidence is retained and should not influence any police investigation.
- ii. Upon receiving a report of suspected use or selling of an illegal substance, the District Commissioner/Centre Proprietor should carry out an immediate investigation of the incident and the circumstances in which it occurred, and then decide upon the appropriate action to be taken. This will include:
 - ▶ Informing the Member's parents/guardians
 - ▶ Informing The Pony Club Area Representative who in turn will inform The Pony Club Office
 - ▶ Informing the Police
 - ▶ Suspending the Member concerned while investigations are completed
 - ▶ Awaiting the completion of Police investigations and actions

8. DISQUALIFICATION

The Official Steward or Chief Judge may disqualify a competitor at any stage of the competition

- a. for dangerous riding, or

- b. if, in their opinion, the horse is lame, sick or exhausted, or
- c. for misuse of whip, spur or bit, or ill-treatment of the horse, or
- d. for any breach of the rules, or
- e. for unseemly behaviour, including bad language
- f. Any person who has been disqualified through the British Horseracing Authority or Pony Racing Authority (PRA), so long as their disqualification continues, shall not attend, enter, run, train, own or ride a Pony in any Pony Club Race Day. If any entry made by a person disqualified be mistakenly or inadvertently accepted, the same shall, despite such acceptance, be void and the Pony shall not be qualified to be entered or to start.

9. PROTESTS OR OBJECTIONS

Objections must be made in writing and addressed to the Organiser of The Pony Club Race Day. They must be accompanied by a deposit of £50. Protests or objections must be made not later than half an hour after the published Race Start Time.

10. SPONSORSHIP

In the case of competitors and horses, no form of advertising, and this includes a sponsor's name, may appear on the competitor's or horse's clothing and equipment at any Pony Club competition. This does not preclude the wearing of clothing for horses or riders that has been presented by sponsors of the Championships in the current or previous years. Sponsors at Area Competitions must not be business competitors of the main sponsors of the discipline, and must be approved by The Pony Club Office.

Any advertising material that is used by sponsors, whether it be in the form of display banners or programme material, must be tasteful, and not inappropriate to the image of The Pony Club.

11. INSURANCE

The Pony Club 'Public and Products Liability Insurance' Policy includes cover for all the official Area Competitions and the Championships. Details of this insurance are available on The Pony Club website.

In the event of any accident, loss or damage occurring to a third party or to the property of a third party (including the general public and competitors)

no liability should be admitted, and full details should be sent at once to The Pony Club Office.

The Health and Safety and Legal Liability statements should be included in all event schedules.

PART 2 - ADMINISTRATIVE RULES FOR PONY RACING

12. ENTRIES

- a) To enter a Pony Club Race Day, the Combination of Member and Pony must have since 1st July the previous year participated in;
- i. a minimum of two **ridden group rallies of one hour in duration. The ridden activity to take place in a wide open space;** or
 - ii. a minimum of one (passed) PRA/PC Training Day; or
 - iii. attended and completed a British Racing School or National Racing College or **Scottish Racing Academy** Level 3 training day (Passed)
- b) Member and Pony combination must be still eligible to compete in the race they have entered by the close of entries.
- c) Entries shall close at the time advertised. Failure to submit before the specified date will result in the entry being declined.
- i. Only entries received on the Official Entry Form will be accepted.
 - ii. Any entry which is received without the entry fee will be declined.
- d) All Entry Forms must be signed by a District Commissioner/ Centre Proprietor confirming that the rider is a current Member of their Branch/Centre at the close of entries. An email or letter from the District Commissioner/Centre Proprietor will also be accepted.
- e) Maximum of 12 runners in each race may take place. In the event of over subscription, the race will divide and a waiting list may be kept at the organiser's discretion.
- f) Should a breach of eligibility be proven, the offender will be disqualified.
- g) The Judges' decision is final.
- h) **The Pony Club has an Equine Welfare Policy which outlines the stance on matters relating to Horse and Pony welfare at events and activities. Plans for activity are to be made taking the Policy in to account and consideration.**

13. CLASSES OF RACE

Beginners

- ▶ For riders who have not to have taken part in any Pony Racing before. Ponies are not to have been placed in Open Pony Club or Pony Racing Authority Races the last two years.
- ▶ No minimum weight.
- ▶ Combinations taking part in this race must have met the qualification criteria.

Novice

- ▶ For riders who have not been placed 1st or 2nd in a Pony Club (**except for Beginners**) or a Pony Racing Authority Point-to-Point Pony Race before, or taken part in the PRA Racecourse Series, who must be on a pony who has not won an Open Pony Club or Pony Racing Authority Point-to-Point Pony Race in the last 3 calendar years with another jockey or taken part in any Pony Racing Authority Racecourse Series Race.
- ▶ No minimum weight.
- ▶ Combinations taking part in this race must have met the qualification criteria.

Intermediate

- ▶ For **combinations** who may have won a Novice Race before but not won an Intermediate or an Open Pony Club or Pony Racing Authority Point-to-Point Pony or Racecourse Series Race before. No restrictions on ponies.
- ▶ No Minimum Weight.
- ▶ Combinations taking part in this race must have met the qualification criteria.

Open

- ▶ Combinations of riders and ponies who have been placed in a Pony Club or Pony Racing Authority Race Day.
- ▶ Riders to carry a minimum weight as stated in the race detail.
- ▶ Combinations taking part in this race must have met the qualification criteria.

14. LEVY ON ENTRIES

A levy is applied to all entries in to the Race Day which is payable to The Pony Club via documentation shared by the Sports Development Officers.

15. WITHDRAWAL (for all competitions)

If a Branch or Centre withdraws a team or individual prior to the closing date for a competition, a full refund of entry and stabling fees will be made, less an administration charge. Withdrawals after the closing date for a competition will not be refunded.

16. ABANDONMENT (for all competitions)

In the event of a competition being abandoned, for whatever reason, a refund of 50% of the entry fee will be given. In such an instance the refund process will be communicated and must be followed.

17. HEALTH AND SAFETY

Organisers of this event have taken reasonable precautions to ensure the health and safety of everyone present. For these measures to be effective, everyone must take all reasonable precautions to avoid and prevent accidents occurring and must obey the instructions of the organisers and all the officials and stewards.

18. LEGAL LIABILITY

Save for the death or personal injury caused by the negligence of the organisers, or anyone for whom they are in law responsible, neither the organisers of this event or The Pony Club nor any agent, employee or representative of these bodies, nor the landlord or his tenant, accepts any liability for any accident, loss, damage, injury or illness to horses, owners, riders, spectators, land, cars, their contents and accessories, or any other person or property whatsoever. Entries are only accepted on this basis.

19. MEDICAL AND VETERINARY

a) Medical - for further details, please see the Health and Safety Rule Book or go to www.pcuk.org

b) Veterinary - for further details, please see the Health and Safety Rule Book or www.pcuk.org

A tarpaulin should be available to cover a horse should one be killed, and the contact details for the local disposal should be readily available; the Secretary's Tent is recommended. See the Health and Safety Rule Book for further details.

Parents/guardians must sign the entry form confirming that they have read these rules and that they agree to abide by them. Parents/guardians must also sign the parents declaration on the reverse of the entry form.

PART 3 - RULES FOR PONY RACING

20. RIDERS

- a) All riders must be Members of The Pony Club.
- b) All riders must be aged 9 on 1st January in the current year to compete in Pony Club Race Days. Riders can race up until and on the day of their 17th birthday.
- c) All riders must walk the course with the nominated official and must attend the briefing at the start of the race day. Riders will be notified of this by the individual Race Organiser. Non-attendance will result in not being allowed to ride.
- d) All riders must not have ridden in a Point-to-Point (does not include Point to Point "Young Riders" Pony Racing).
- e) Riders may ride more than once on a Pony Club Race Day.
- f) Riders competing in 138cm and under Open Races must weigh a minimum of 7st 10lb.

Riders competing in 148cm and under Open Races must weigh a minimum of 9st.

Members must supply their own lead and weight cloth.

- g) Riders MUST meet the Entry requirements as stated in Qualification information.

21. PONIES

- a) All ponies must be aged between 5 and 20 years. A horse or pony shall be deemed to reach the age of 1 on the 1st January following the date on which it is foaled and shall be deemed to become a year older on each successive 1st January.
- b) Open to ponies 128cm and under, 138cm and under and 148cm and under.
- c) Stallions can only be ridden by Members if they have obtained written permission from their District Commissioner/Centre Proprietor and in the interests of safety must wear identifying discs on their bridle.
- d) No pony that has raced under the rules of any recognised turf

authority may compete in PCPR.

- e) If there is a discrepancy and the height of a pony is found to exceed the maximum height (if a JMB Certificate is not provided), the pony will be disqualified.
- f) Stables will not be provided for ponies.
- g) All ponies entered do so under the condition that they may be routine-tested for prohibited substances in accordance with BHA regulations.
- h) No pony may compete in more than one race on the same day.
- i) Vaccinations

A valid passport and vaccination record:

- ▶ must accompany the horse/pony to all events
- ▶ must be available for inspection by the event officials
- ▶ must be produced on request at any other time during the event

All ponies/horses must be compliant with the current Pony Club minimum vaccination requirements - please see the website for the current rule.

Note: Events that are held at other venues may be subject to additional specific rules. For example, any horse/pony entering a Licensed Racecourse Property must comply with the Vaccination requirements as set by the British Horseracing Authority. Similar restrictions apply in the cases of certain polo venues. If you are intending to compete under FEI Rules you will need to ensure you are compliant with those Rules.

22. WEIGHING OUT

- a) The parent / legal guardian is responsible for ensuring that the pony carries the correct weight, where relevant, in accordance with the Regulations and for ensuring that the pony as named at the time of entry is the pony that runs in the race.
- b) When weighing out or weighing in the rider must put on to the scale and include in their weight everything that the pony is to carry or has carried, except the bridle, skullcap, goggles, breastplate or breastgirth, neck strap, rings, plates and anything worn on the pony's legs.

In addition when weighing out, the number cloth will also be excluded from the scale but must be presented to the Clerk of the Scales at the time.

- c) A 2lb allowance will be made for the body protector.

23. PROCEDURES PRIOR TO WEIGHING IN

After completion of the race and upon dismounting:

- a) The Rider must neither accept anything from any person nor discard anything that the pony has carried in the race which might affect the weight upon weighing-in.
- b) Riders must always remove their own saddles (permission for assistance may be given).
- c) The Riders should then go at once with the saddle to the Weighing Room to report to the Clerk of the Scales.

24. WEIGHING IN

- a) The first four riders must weigh-in.
- b) Immediately after pulling up, the riders of the first four ponies in each race must ride their ponies to the place appointed for unsaddling.

The ponies shall remain at the appointed place until ordered to be taken away.

The other riders may dismount within a reasonable distance in the unsaddling area.

- c) It shall be a breach of the Regulations for a rider to dismount before reaching a place appointed for that purpose, unless they can satisfy the Stewards and Officials that they were justified by the circumstances.
- d) If a rider does not present themselves to be weighed in, their pony shall be disqualified, unless the Stewards and Officials are satisfied that they were justified in not doing so by reason of illness, accident or other extraordinary circumstance, that they weighed out at not less than their correct weight and that the proper weight was carried throughout the race.
- e) When weighing in, a rider shall include in their weight everything that the pony has carried in the race except as provided in the above Regulations (see Weighing Out).
- f) If a rider weighs in at 2lb or more over the weight at which they weighed out they shall be disqualified.
- g) If a pony carries less than the weight they should carry during the

race in accordance with the conditions they shall be disqualified.

h) When the riders have weighed in to the satisfaction of the Clerk of the Scales at not less than the weight at which they weighed out, the Stewards and Officials shall authorise the announcement of "weighed in" provided the Judge has announced and confirmed his decision to the Clerk of the Scales on all placings. After the announcement has been made no alteration shall be made.

25. THE RACE

All ponies running shall be saddled in the Pre-Parade Ring and then brought into the Parade Ring at a reasonable time before the signal to mount is given for the race in which they are engaged. (This may be specific to a particular Racecourse).

a) The number of runners per race is determined in accordance with the Officials Paper work and advertised prior to entry and MUST not exceed this number on the day (12 Runners per Race are permitted).

b) All riders MUST take part in the Course Walk at each Race Day, those whom do not take part will not be allowed to race.

c) Riders will follow the starters orders to begin the race.

d) Riders will follow the Officials guidance on when to dismount after the race.

26. CLERK OF THE SCALES

The Clerk of the Scales shall:

a) Weigh the riders in accordance with the Regulations.

b) Display changes on the screen or number board or have announced alterations to the following information published in the official racecard;

- i. declared ponies
- ii. colours

c) Furnish the Starter with a list of runners.

d) Should a pony be withdrawn the cause must be stated at once over the public address system if a pony is withdrawn which indicates whether such pony has come under Starter's Orders. They shall also immediately report to the Stewards and/or Officials where a pony is

withdrawn by order of the Starter.

- e) In all cases weigh in the riders
- f) Should an Objection be lodged or an enquiry be called for an announcement must be made immediately over the public address system.

27. EXERCISE

Lungeing of a horse is only permitted in areas designated by the organiser who may also prohibit it completely at their discretion. If allowed, lungeing may be carried out by either the rider or other persons. Lungeing of a horse and rider is prohibited.

28. STARTER AND STARTING

- a) Ponies may not be led to the start other than in exceptional circumstances.

Permission must be given by the Organiser/Chief Steward.

- b) Every pony shall be at the Start ready to start at the appointed time.
- c) A Jockey skull cap must be worn by anyone leading a pony at the Start. The hat must conform to the current Pony Club Hat Rule and the chinstrap must be fastened at all times.
- d) All riders who arrive at the Start must immediately place themselves under the control of the Starter where girths will be checked by an Official and tightened as necessary.
- e) The ponies must be started by the Official Starter, or the authorised substitute, and all races shall be started with a Flag.
- f) Following the recall flag ponies which complete the course shall not be considered as having obeyed the recall flag and shall be withdrawn by the Starter.
- g) Should the Starter declare a false start and the recall flag not be raised, the race shall be void, unless all the ponies pull up before completing the course.

The Starter's decision is Final.

Procedure:

- ▶ The Starter is in charge, therefore, all instructions given by the Starter MUST be adhered to.
- ▶ When girthing is complete the Starter in charge shall mount the rostrum.
- ▶ When girthed up ponies will walk round on course some distance back from the Start.
- ▶ When the Starter wishes the field to walk forward he will raise his flag to indicate this and also give the normal voice instructions. The Advanced Flag Operator will simultaneously raise their flag which should also be visible to riders.
- ▶ The field must come forward at a walk and no faster than a jig jog.
- ▶ The start will be effected by the dropping of the flag when the field have approached the Starter in a such a way that he is satisfied that the start will be safe and fair.
- ▶ Races will not be started if the field break into a canter/gallop before the flag is lowered.
- ▶ If the above happens the Starter will wave his flag to indicate that the race will not be started and the field must pull up. The Advance Flag Operator will also wave their flag to enable riders furthest away from the Starter to understand that the race will not be started.
- ▶ Should the field be unable to pull up the Starter will continue to wave his flag and declare a false start which will be reciprocated by the Advanced Flag Operator.
- ▶ If the race is not started at the first attempt the field will regroup at the marker poles and a standing start to the satisfaction of the Starter will be effected by flag. There will not be a further attempt at a walk-in start and runners will not be sent back further than is necessary to regroup at the marker poles.
- ▶ The Starters will report offending riders to the Stewards.

APPENDICES

APPENDIX A - HEAD INJURY AND CONCUSSION FLOWCHART

